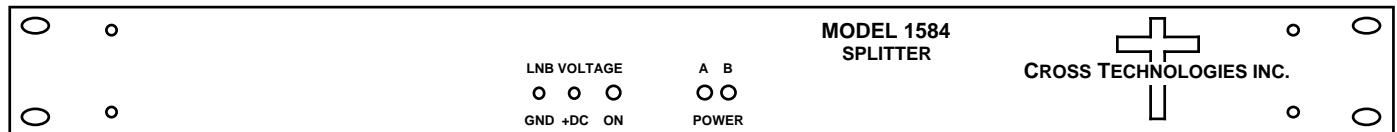
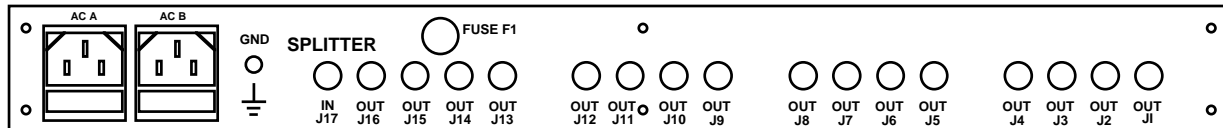


1584-116/116S* RF Splitter

The Model 1584-116/116S* is one sixteen-way, 0.95 - 2.05 GHz, 0 dB gain splitter in a 1RU rack mount chassis with redundant 100-240 ± 10% VAC power supplies. The splitter provides fused LNB DC power insertion and surge protection on the RF input, and provides excellent RF characteristics. The splitter has sixteen outputs on the back panel, and fused LNB power can be inserted on the input. Two individual 100-240 ± 10% VAC input power supplies provide diode OR'd redundant power to the unit*. The LNB power line is separately fused. A surge suppressor on the splitter input protects against high voltage transients. On the front panel, two green LED's indicate the presence of DC voltage from each of the two power supplies, and another green LED indicates LNB power insertion. Two test points are also provided on the front panel to monitor the LNB voltage. ***LNB Power Insertion feature NOT available on 1584-116S model.**



1584-116/116S FRONT PANEL



1584-116/116S REAR PANEL

EQUIPMENT SPECIFICATIONS**

Input Characteristics

Input Impedance	75Ω (50Ω, Option -D)
Return Loss	12dB min, 14dB typ
Input Level	-20 dBm total maximum

Output Characteristics

Impedance	75Ω (50Ω, Option -D)
Return Loss	12dB min, 14dB typ

In-Band Characteristics

Gain	0 dB ± 1.0 dB
Frequency Response	± 1.0 dB, .95 - 2.05 GHz; ± 0.5 dB, any 20 MHz incr.
Port to Port Isolation	> 18 dB, 20 dB typ

Indicators

Power	Green LED indicates DC voltage prior to diode OR
LNB DC Voltage	Green LED indicates LNB power insertion on splitter input (J17)

Other

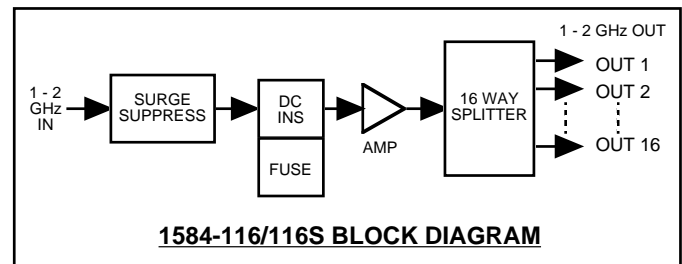
LNB DC voltage	22 ± 2 VDC
Output LNB current	300 ma, max
Surge Suppressor	SiDACTOR
RF connectors	Type F (female)
AC Power	Redundant switching power supplies, 100-240 ± 10% VAC, 47 - 63 Hz, 30 watts max

***NOTE: Model 1584-116S has a single non-redundant, switching power supply and does NOT provide the LNB Power Insertion feature.**

Mechanical 19 inch standard chassis 1.75" high X 12" deep

Options

-B	75Ω, BNC RF Connectors
-D	50Ω, BNC RF Connectors
-W9	10 MHz pass through (J17 to J16)



1584-116/116S BLOCK DIAGRAM

**10°C to 40°C; Specifications subject to change without notice